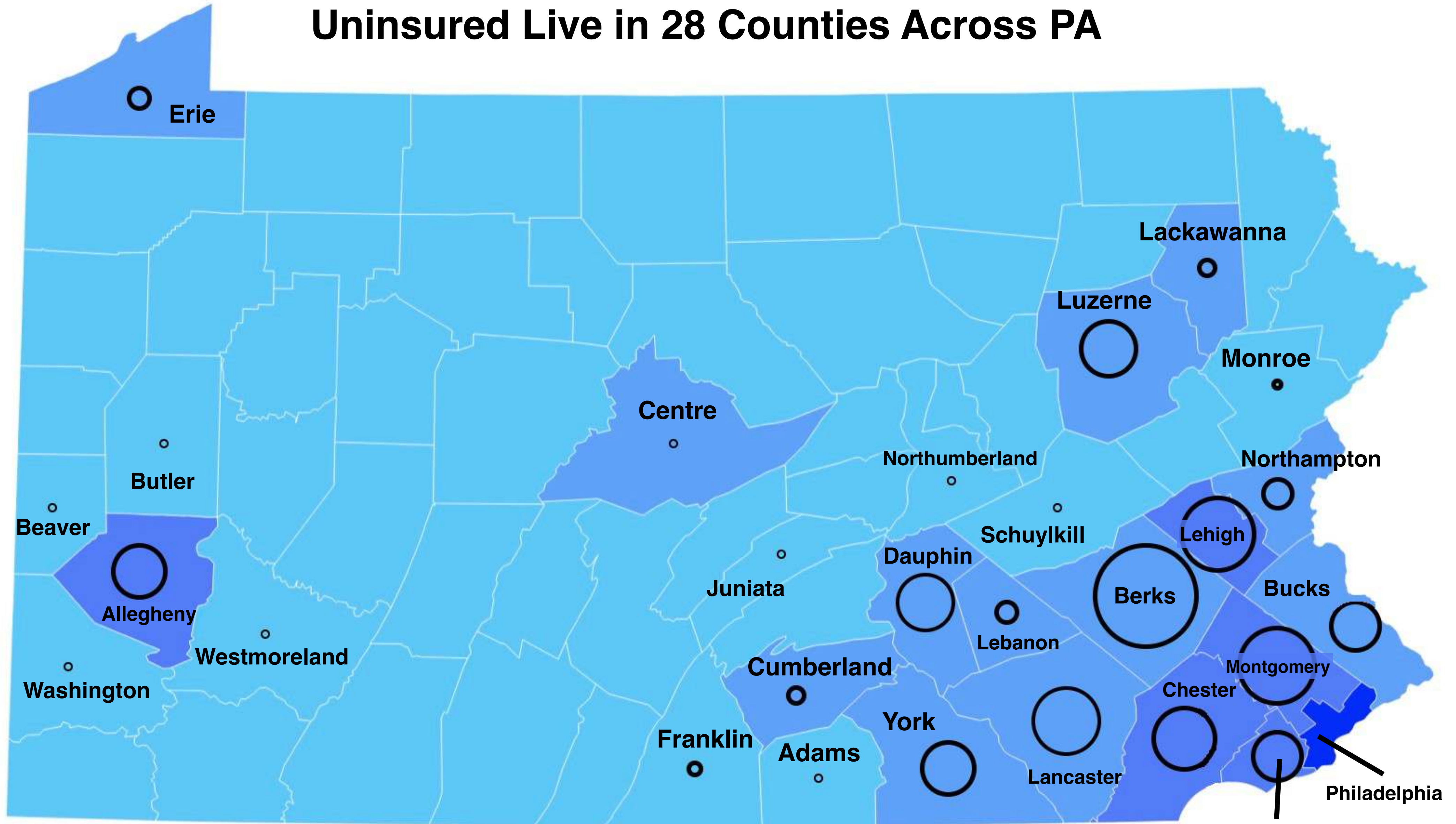
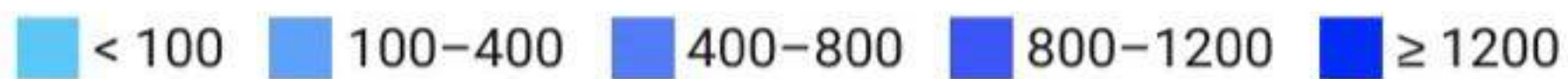


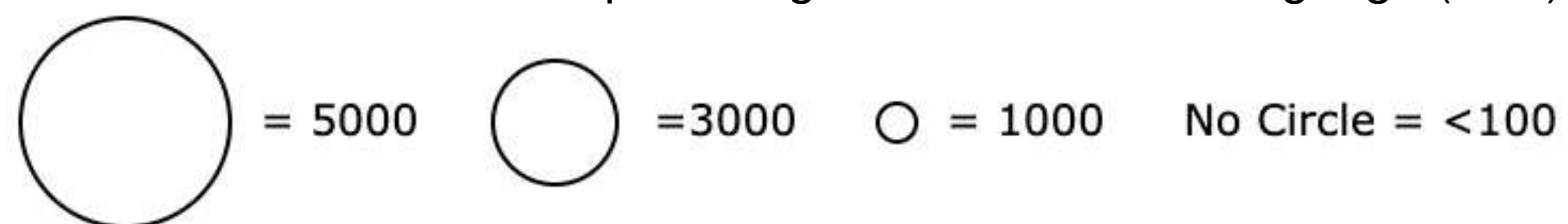
Most Children Who are Undocumented and Uninsured Live in 28 Counties Across PA



Estimated number of children who are undocumented and uninsured



Number of students who speak English as a Second Language (ESL) in K-12 public schools



* Philadelphia has the highest number of ESL students (20,874) and its circle was removed because it significantly exceeds the bounds of its border.

Data Sources:

The estimated number of children who are undocumented and uninsured are derived by identifying the share of foreign-born, non-citizen children living in each county (from the US Census 2019 ACS 5 Year Estimates) and assigning the same share of undocumented, uninsured children to that county. The source for the estimated number of children who are undocumented in PA and the share of children who are uninsured is the Center for Migration Studies.

The number of ESL students was collected from the Pennsylvania Department of Education's "2020-2021 EL Student Counts by LEA and School" report