

# Three Years Later:

Deep Education Cuts Persist with Strings Attached



# 2008: PA State Adopts Fair, Transparent School Funding Formula



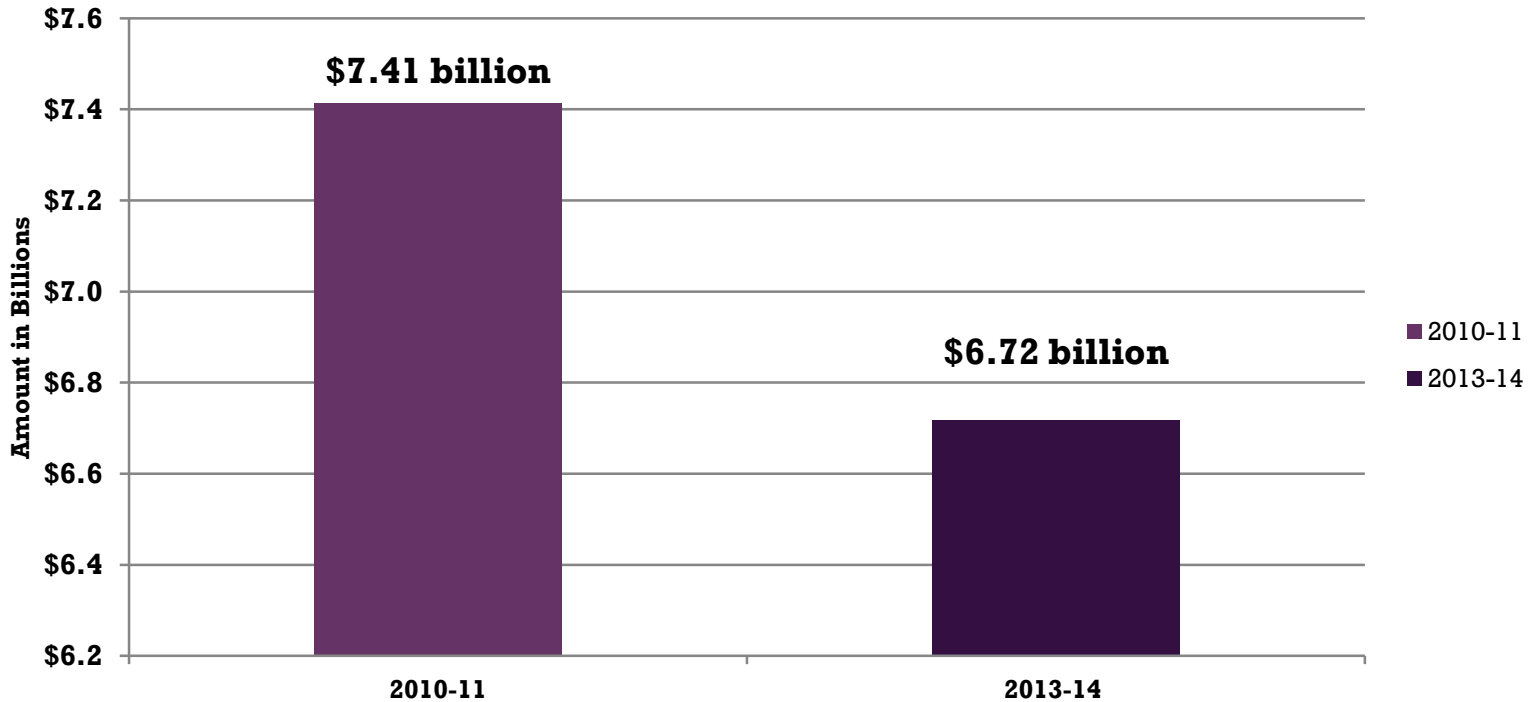
- After a [two-year study on actual costs](#) needed for students to meet state standards, legislature approved school funding formula
- 191 House Members and Every Senator voted to adopt the formula and committed to reaching adequacy targets
- The formula and its six-year phase-in was codified in [Act 61 of 2008](#):

*“In furtherance of the General Assembly’s long-standing commitment to providing adequate funding that will ensure equitable State and local investments in public education and in order to enable students to attain applicable Federal and State academic standards, it is the goal of this Commonwealth to review and meet State funding targets by fiscal year 2013-2014.”*



# In 2013: Districts Suffer from Education Cuts

**Districts have \$696 Million Less in State Aid than  
Three Years Ago**



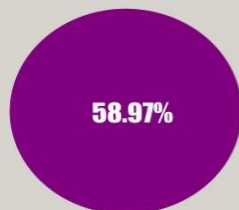
# + Billion Dollar Cut Hurt Poor Districts Most

- Low wealth communities often have the highest taxes but are still unable to generate enough funding for their schools
- Poorer districts that depend on state funding the most were most impacted by 2011 budget cuts

## Poorest Districts Hit the Hardest by cuts to education funding

PERCENTAGE OF  
STUDENTS IN  
POVERTY

CUT PER STUDENT



**\$700+**



**\$500-\$700**



**\$300-500**



**\$150-\$300**



**\$0-\$150**

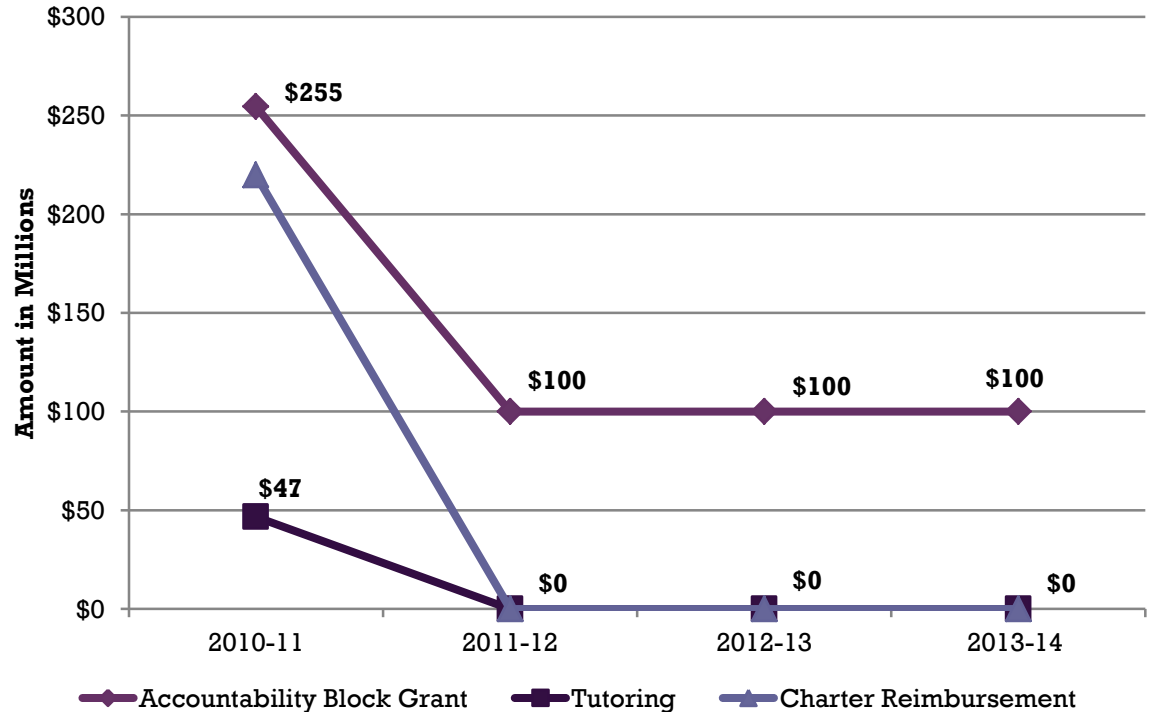


# State Classroom Funding Slashed



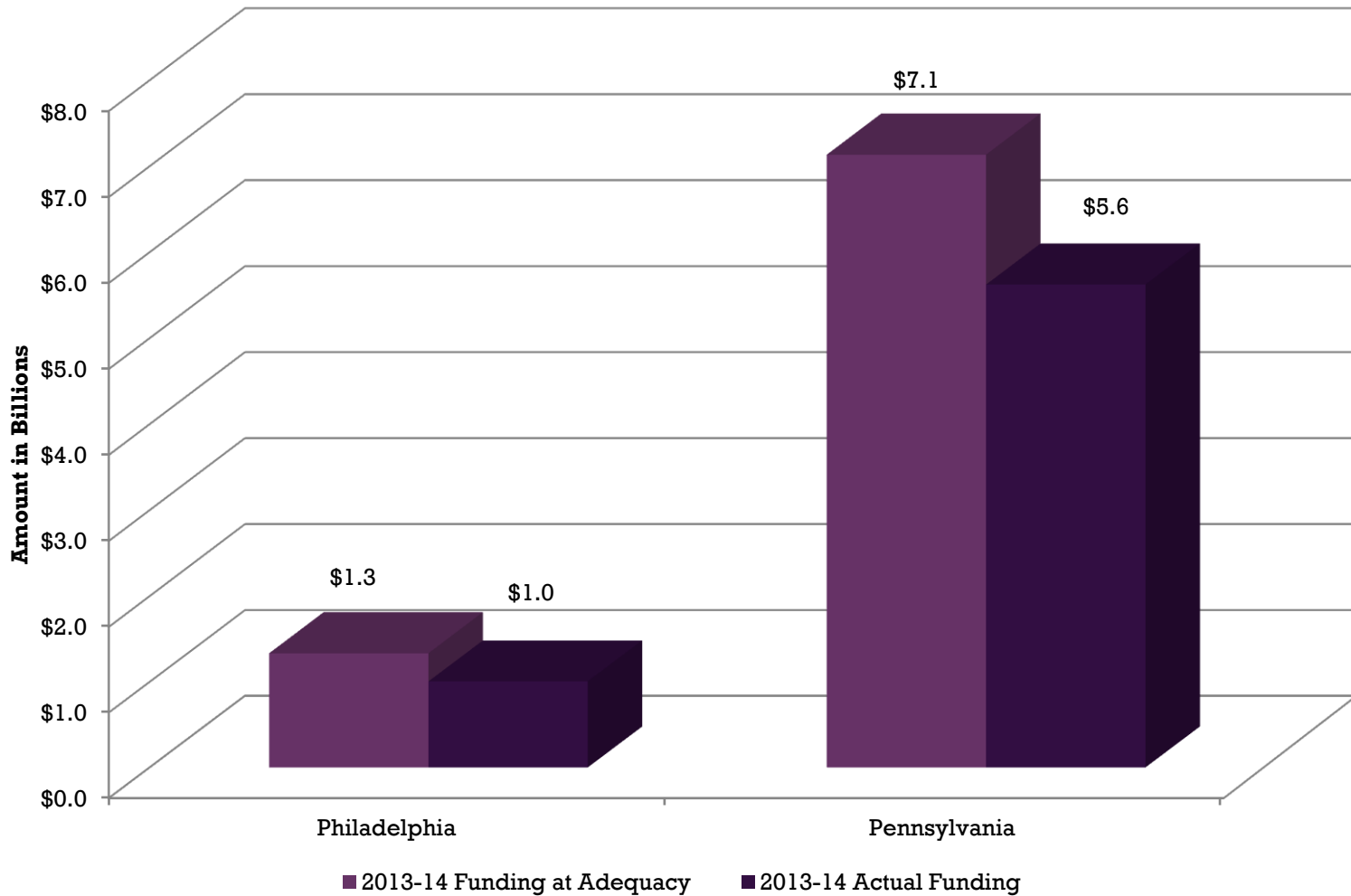
- **Governor's 2011 cut slashed class support**
- **Basic Education funding was cut \$171 million**
- **State funding for schools with most struggling students cut by \$421 million**

**State Funding for Schools with Most Struggling Students Cut by \$421 Million**





# Adequacy vs. Actual Funding at the Local and State Level



Source: Pennsylvania State Education Association



# Governor's Proposed Plan



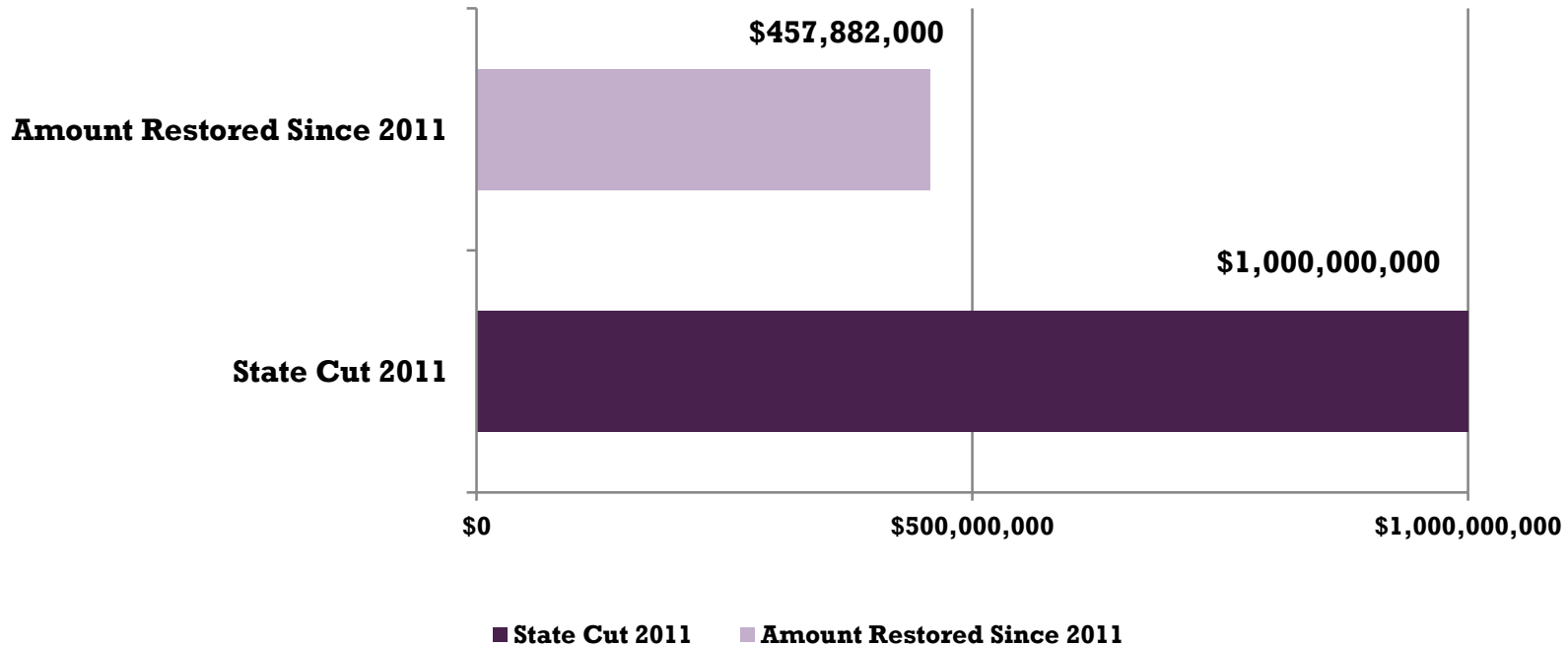
- Gives school districts that lost **LEAST** from 2011 billion dollar cut the **MOST** spending flexibility
- Ready to Learn Block Grant restricts use of state funds
  - The \$240 million in the grant will be allocated through a student-focused funding formula that takes into consideration the per-student factor, the ELL factor, and the poverty factor to enhance learning opportunities and resources at the local level
  - The Block Grant only provides funding for STEM, grade level reading by 3<sup>rd</sup> grade, and supplemental instruction
  - Makes it unlikely that schools can restore basic services cut over the last three years



# Governor's Current Proposal Restores only 45% of State Cuts



**Less Than Half of the \$1 Billion Cut will be Restored in  
the Governor's Proposed Budget**



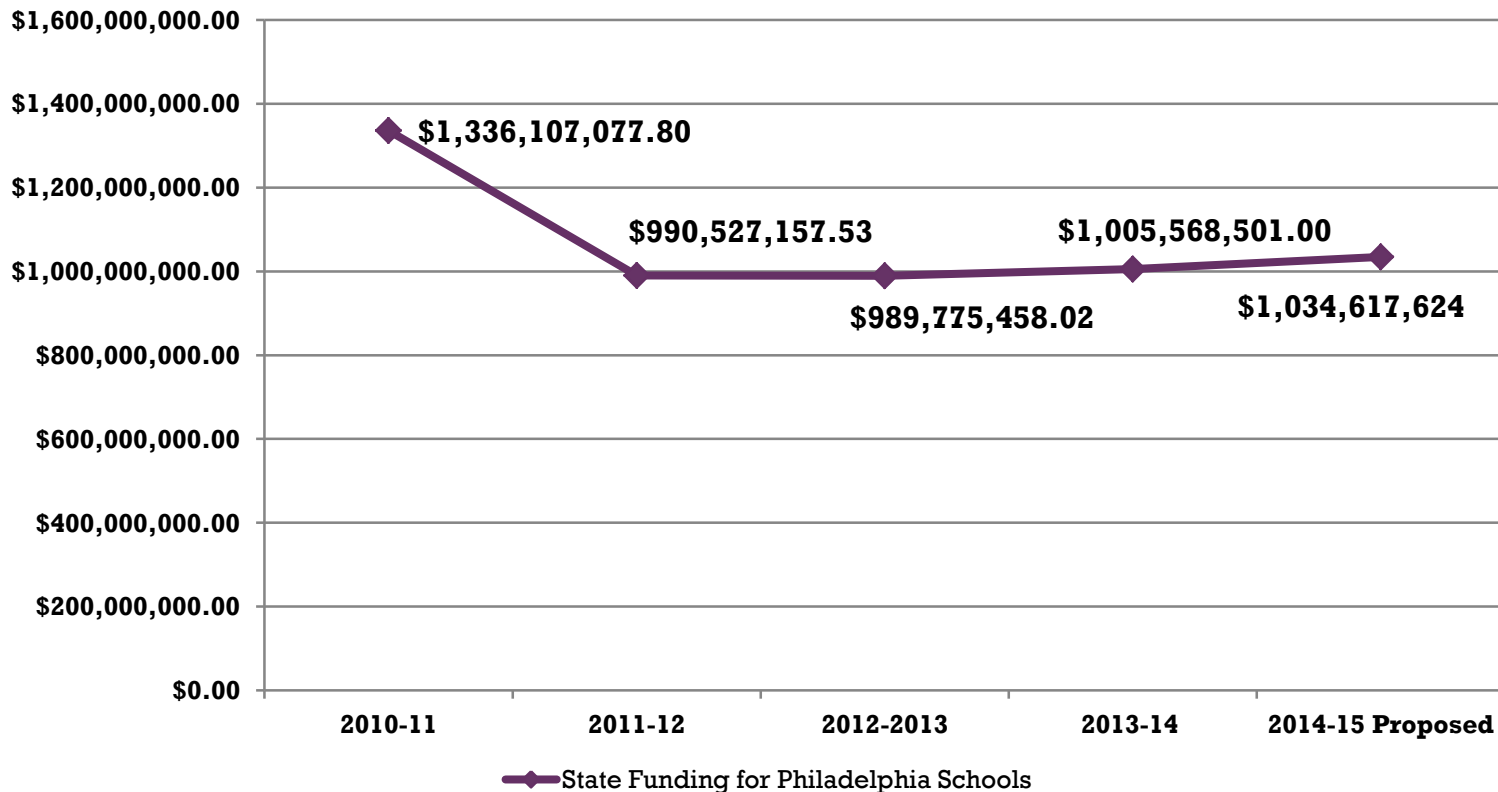




# What Does This Mean for Philadelphia?



## Philadelphia School District has \$300 Million Less in State Funding than 2010






# Governor's Restrictions Make it Unlikely for Philadelphia to Restore Basic Services Cut



## **Current Staff levels**

## **Will Ready to Learn Block Grant Increase or Restore Critical Positions?**

676 teacher layoffs this year	No
197 Nurses	No
126 Counselors	No
16 Librarians	No



## Advocacy Best Practices



Basic Method:  
Problem  
Solution (The Ask)  
Strategy